



This certificate is not valid if the serial number has been defaced or altered

29124248

EIC18.2c

ELECTRICAL INSTALLATION CERTIFICATE

Issued in accordance with BS 7671: 2018+A2:2022 - Requirements for Electrical Installations

PART 1 : DETAILS OF THE CONTRACTOR, CLIENT AND INSTALLATION

DETAILS OF THE CONTRACTOR (*Where applicable)		DETAILS OF THE CLIENT	DETAILS OF THE INSTALLATION	
Registration No: 618833000	Branch No*: 000	Contractor Reference Number (CRN): N/A	Occupier: Tenant	
Trading Title: JMEC Renovations Ltd		Name: Jersey Homes Trust	Unique Property Reference Number (UPRN): N/A	
Address: 7-11 Britannia Place, Bath Street, Jersey		Address: Brunel Chambers, Devonshire Place, St. Helier, Jersey, Channel Isles	Address: 9, Berkshire Court, St Helier, Jersey, Jersey	
Postcode: JE2 4YS	Tel No: 01534722888	Postcode: JE2 3RD	Tel No: 01534 750200	Postcode: JE2 3BG
				Tel No: N/A

PART 2 : DETAILS OF THE ELECTRICAL WORK COVERED BY THIS INSTALLATION CERTIFICATE

Date works completed: 21/03/2024

The installation is New: (N/A) An addition: (N/A) An alteration: (✓) Replacement of a distribution board: (N/A)

Description and extent of the installation covered by this certificate: Electrical work in conjunction with new kitchen fitted, kitchen sockets, fused spurs, LED light, light switch, cooker hood changed.

Where necessary, continue on a separate numbered page: Page No(s) (N/A)

PART 3 : COMMENTS ON THE EXISTING INSTALLATION (in the case of an addition or alteration see Regulation 644.1.2)

Good condition.

Where necessary, continue on a separate numbered page: Page No(s) (N/A)

PART 4A : DECLARATION FOR THE ELECTRICAL INSTALLATION WORK (use where the design, construction, inspection & testing have been the responsibility of one person)

DESIGN, CONSTRUCTION, INSPECTION & TESTING (the extent of liability of the signatory is limited to the work detailed in PART 2)

I, being the person responsible for the design, construction, inspection and testing of the electrical installation, particulars of which are described in PART 2, having exercised reasonable skill and care when carrying out the design, hereby CERTIFY that the design, construction, inspection and testing for which I have been responsible is to the best of my knowledge and belief in accordance with BS 7671: 2018+A2:2022 except for the departures, if any (Regulations 120.3, 133.1.3 and 133.5), detailed as follows:

None

where required, continued on attached separate page(s) (N/A)

Permitted exception applied (411.3.3): Yes/NA (N/A) Risk assessment attached: (N/A) Page No(s) (N/A)

I, being the designer of the electrical installation, also RECOMMEND that this installation is further inspected and tested by: 01/03/2029 (date)

The proposed date for the next inspection should take into consideration any legislative or licensing requirements and the frequency and quality of maintenance that the installation can reasonably be expected to receive during its intended life. The period should be agreed between relevant parties

Name (capitals): SLAWOMIR KARCZ Organisation: JMEC Renovations Ltd Registration No*: 618833000

Address: 7-11 Britannia Place Bath Street Jersey

Signature: Date: 21/03/2024 Postcode: JE2 4YS Tel No: 01534722888

REVIEWED BY QUALIFIED SUPERVISOR

Name (capitals): JOHN MCGRANAHAN Signature: Date: 21/03/2024



This certificate is not valid if the serial number has been defaced or altered

29124248

EIC18.2c

ELECTRICAL INSTALLATION CERTIFICATE

Issued in accordance with BS 7671: 2018+A2:2022 – Requirements for Electrical Installations


PART 4B : DECLARATION FOR THE ELECTRICAL INSTALLATION WORK (to be completed where different parties are responsible for the design, construction, inspection & testing)

DESIGN (The extent of liability of the signatories is limited to the work detailed in PART 2)

I/We being the person(s) responsible for the design of the electrical installation, particulars of which are described in PART 2, having exercised reasonable skill and care when carrying out the design, hereby CERTIFY that the design work for which I/we have been responsible is to the best of my/our knowledge and belief in accordance with BS 7671: 2018+A2:2022 except for the departures, if any, detailed on attached page(s) (N/A) (Regulations 120.3, 133.1.3 and 133.5).

- Permitted exception applied (411.3.3): ~~XX~~/NA Risk assessment attached: N/A Page No(s) (N/A)

DESIGNER 1 Name (capitals): JOHN MCGRANAHAN

Signature: 

Date: 21/03/2024

DESIGNER 2 (where there is divided responsibility for design) Name (capitals): N/A

Signature: N/A

Date: N/A

I/we, being the designer(s) of the electrical installation, also RECOMMEND that this installation is further inspected and tested by: 08/02/2024 (date)

(*Where applicable)

The proposed date for the next inspection should take into consideration any legislative or licensing requirements and the frequency and quality of maintenance that the installation can reasonably be expected to receive during its intended life. The period should be agreed between relevant parties.

Organisation (Designer 1): JMEC Renovations Ltd Registration No*: 618833000

Organisation (Designer 2): N/A Registration No*: N/A

Address: 7-11 Britannia Place Bath Street Jersey

Address: N/A

Postcode: JE2 4YS Tel No: 01534722888

Postcode: N/A Tel No: N/A


CONSTRUCTION (The extent of liability of the signatory is limited to the work detailed in PART 2)

I, being the person responsible for the construction of the electrical installation, particulars of which are described in PART 2, having exercised reasonable skill and care when carrying out the construction, hereby CERTIFY that the said work for which I have been responsible is, to the best of my knowledge and belief, in accordance with BS 7671: 2018+A2:2022 except for the departures, if any, detailed on attached page(s) (N/A) (Regulations 120.3 and 133.5).

Name (capitals): JOHN MCGRANAHAN

Organisation: JMEC Renovations Ltd Registration No*: 618833000

Address: 7-11 Britannia Place Bath Street Jersey

Signature: 

Date: 21/03/2024

Postcode: JE2 4YS

Tel No: 01534722888

INSPECTION & TESTING (The extent of liability of the signatory is limited to the work detailed in PART 2)

I, being the person responsible for the inspection and testing of the electrical installation, particulars of which are described in PART 2, having exercised reasonable skill and care when carrying out the inspection and testing, hereby CERTIFY that the said work for which I have been responsible is, to the best of my knowledge and belief, in accordance with BS 7671: 2018+A2:2022 except for the departures, if any, detailed on attached page(s) (N/A) (Regulations 120.3 and 133.5).

Name (capitals): SLAWOMIR KARCZ

Organisation: JMEC Renovations Ltd Registration No*: 618833000

Address: 7-11 Britannia Place Bath Street Jersey

Signature: 

Date: 21/03/2024

Postcode: JE2 4YS

Tel No: 01534722888

REVIEWED BY QUALIFIED SUPERVISOR (for the Contractor detailed in PART 1)

Name (capitals): JOHN MCGRANAHAN

Signature: 

Date: 21/03/2024

Where the electrical work to which this certificate relates includes the installation of a fire alarm system and/or an emergency lighting system (or a part of such systems), this electrical safety certificate should be accompanied by the particular certificate(s) for the system(s).

ELECTRICAL INSTALLATION CERTIFICATE

Issued in accordance with BS 7671: 2018+A2:2022 – Requirements for Electrical Installations


PART 5 : SUPPLY CHARACTERISTICS AND EARTHING ARRANGEMENTS

System type and earthing arrangements TN-C: (N/A) TN-S: (N/A) TN-C-S: (✓) TT: (N/A) IT: (N/A)		Number and type of live conductors AC 1-phase, 2-wire: (✓) 2-phase, 3-wire: (N/A) 3-phase, 3-wire: (N/A) DC 2-wire: (N/A) 3-wire: (N/A) Other: (N/A)		Nature of supply parameters Nominal voltage between lines, $U^{[1]}$: (N/A) V ^[1] By enquiry Nominal line voltage to Earth, $U_o^{[1]}$: (230) V ^[2] By enquiry or by measurement Nominal frequency, $f^{[1]}$: (50) Hz Prospective fault current, $I_{pf}^{[2]*}$: (2.42) kA Earth fault loop impedance, $Z_e^{[2]*}$: (0.1) Ω	
Supply protective device BS EN: (1361) Type: (II) Rated current: (N/A) A		Confirmation of supply polarity: (✓) Other sources of supply (Schedule of Test Results)		Page No: (N/A)	

PART 6 : PARTICULARS OF INSTALLATION REFERRED TO IN THIS CERTIFICATE

Maximum demand (load): (54) XXX/A (delete as appropriate)	Main protective conductors Earthing conductor: (material) Copper csa (10) mm ² Connection/continuity verified: (✓)	Main protective bonding connections Water installation pipes: (✓) Gas installation pipes: (N/A) Structural steel: (N/A) Oil installation pipes: (N/A) Lightning protection: (N/A) Other (state): (N/A)	Main switch / Switch-fuse / Circuit-breaker / RCD Location: (Communal area meter cupboard) BS EN: (60947-3) Type: (3) Rating / setting of device: (100) A No. of poles: (4) Current rating: (63) A Voltage rating: (230) V
Means of Earthing Distributor's facility: (✓) Installation earth electrode(s): (N/A) Earth electrode type – rod(s), tape, etc: (None) Location: (N/A) Electrode resistance to Earth: (N/A) Ω	Main protective bonding conductors: (material) Copper csa (10) mm ² Connection/continuity verified: (✓)	Other (state): (N/A)	Where an RCD is used as the main switch RCD rated residual operating current, $I_{\Delta n}$: () mA RCD Type: (N/A) Rated time delay: (N/A) ms Measured operating time: (N/A) ms

PART 7 : SCHEDULE OF ITEMS INSPECTED (enter ✓ or N/A, as applicable)

	Outcome		Outcome		Outcome
1. Condition of consumer's intake equipment (visual inspection only)	(✓)	6. Additional protection	(✓)	12. Location(s) containing a bath or shower	(N/A)
2. Parallel or switched alternative sources of supply	(N/A)	7. Distribution equipment	(✓)	13. Other special installations or locations	(N/A)
3. Protective measure: Automatic disconnection of supply (ADS)	(✓)	8. Circuits (distribution and final)	(✓)	14. Prosumer's low voltage installation(s)	(N/A)
4. Basic protection	(✓)	9. Isolation and switching	(✓)	Schedule of Items Inspected by	
5. Protective measures other than ADS	(N/A)	10. Current-using equipment (permanently connected)	(✓)	Name (capitals): SLAWOMIR KARCZ	
		11. Identification and notices	(✓)	Signature:  Date: 21/03/2024	

PART 8 : SCHEDULES AND ADDITIONAL PAGES (the pages identified are an essential part of this report (see Regulation 653.2))

Schedule of Circuit Details and Schedule of Test Results for the installation (PARTS 9A & 9B) Page No(s): (4 & 5)	Additional pages, including data sheets for additional sources Page No(s): (None)	Special installations or locations (indicated in item 13 of PART 7) Page No(s): (None)	Schedules relating to Prosumer's installations (indicated in item 14 of PART 7) Page No(s): (None)	Continuation sheets Page No(s): (8-9)
---	---	--	--	---


*Where the installation is supplied by more than one source, the higher or highest values of prospective fault current, I_{pf} , and external earth fault loop impedance, Z_e , must be recorded.

GENERAL CONTINUATION SHEET

Issued in accordance with BS 7671: 2018+A2:2022 – Requirements for Electrical Installations

NOTES

Consumer Unit



Original (to the person ordering the work)

GENERAL CONTINUATION SHEET

Issued in accordance with BS 7671: 2018+A2:2022 – Requirements for Electrical Installations

NOTES

Meter cupboard

